

CAST IRON GLOBE VALVE FLANGED PN16 DIN 3202-1 F1

Cast iron globe valve flanged PN16 for setting or closing on networks of Heating, water distribution and watering.
Graphite packing an gasket.
Bolted bonnet and packing for an easy maintenance.

Certificate

3.1



Size : DN15 to DN250
Connection : Flanged PN16 RF
Min Temperature : -10°C
Max Temperature : +120°C
Max Pressure : 16 bars (up to DN150)
Specifications : Rising rotating stem and handwheel
Stainless steel seat
Bolted bonnet and packing

Materials : Cast iron body EN GJL-250

CAST IRON GLOBE VALVE FLANGED PN16 DIN 3202-1 F1

SPECIFICATIONS :

- Respect the flow direction indicated by the arrow
- Rising rotating stem and handwheel
- Bolted bonnet and gland pack
- Stainless steel seat
- PN16 Flanges R.F.
- Painting Alkyde RAL 7011 grey color, 90 µm thickness

USE :

- Heating, water distribution and watering
- For common liquids of 2nd group
- Min and max Temperature Ts : - 10°C to + 120°C
- Max Pressure Ps : 16 bars up to DN150, 14 bars for DN200, 9 bars for DN250 (see graph page 3)
- Keep greased the stem
- **Do not use for steam**
- Tighten the gland packing during the setting

RANGE :

- Cast iron body PN16 flanged R.F. **Ref. 470** from DN 15 to DN 250

FLOW COEFFICIENT Kvs (M3 / h) :

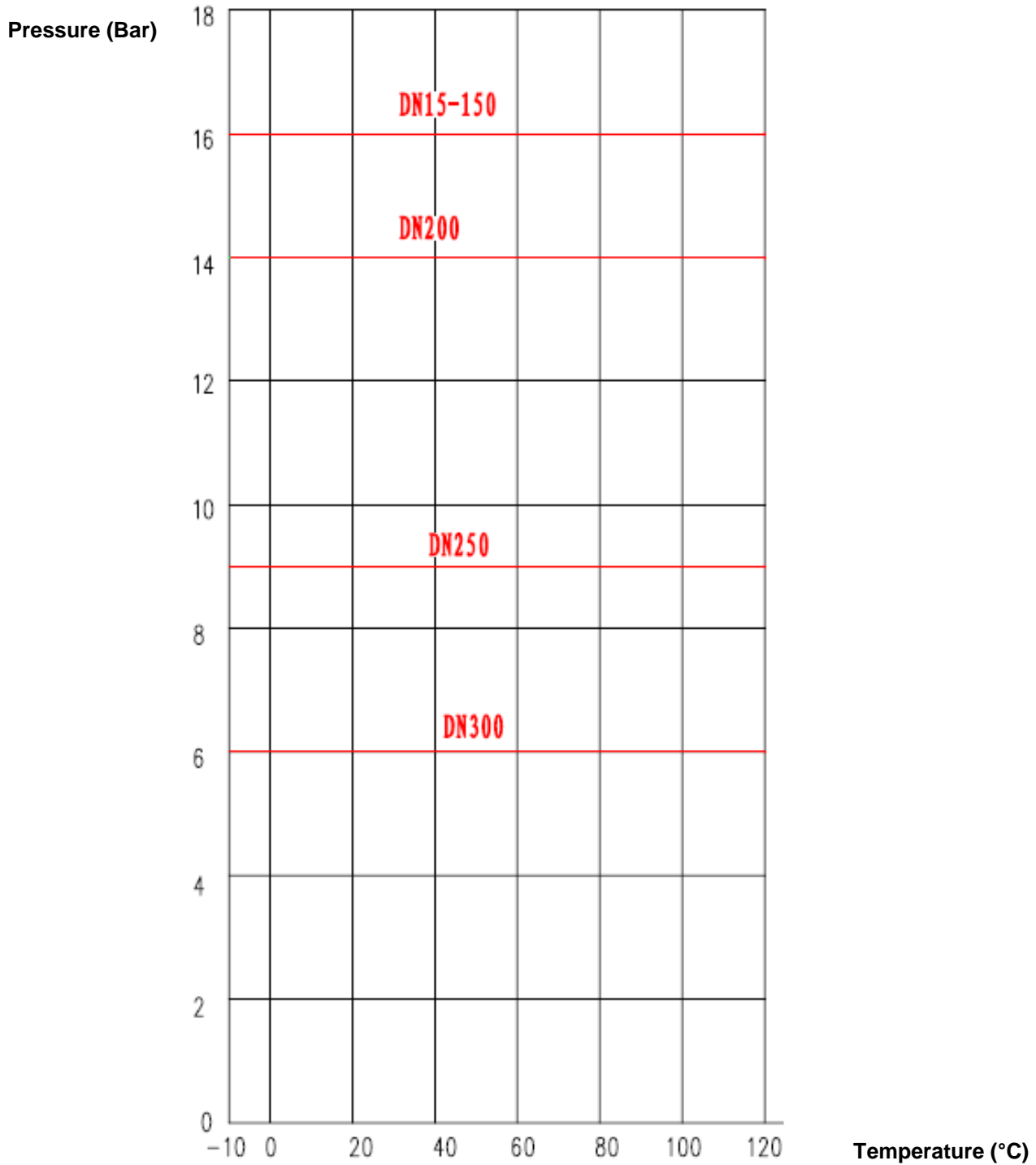
DN	15	20	25	32	40	50	65	80	100	125	150	200	250
Kvs (m3/h)	5.9	7.4	13	18	30	41	79	115	181	225	364	690	1000

NUMBER OF CYCLES TO CLOSE OR OPEN THE VALVE :

DN	15	20	25	32	40	50	65	80	100	125	150	200	250
Nb of turns	5	7	9	7	10	9	11	8	9	12	13	15	19.5

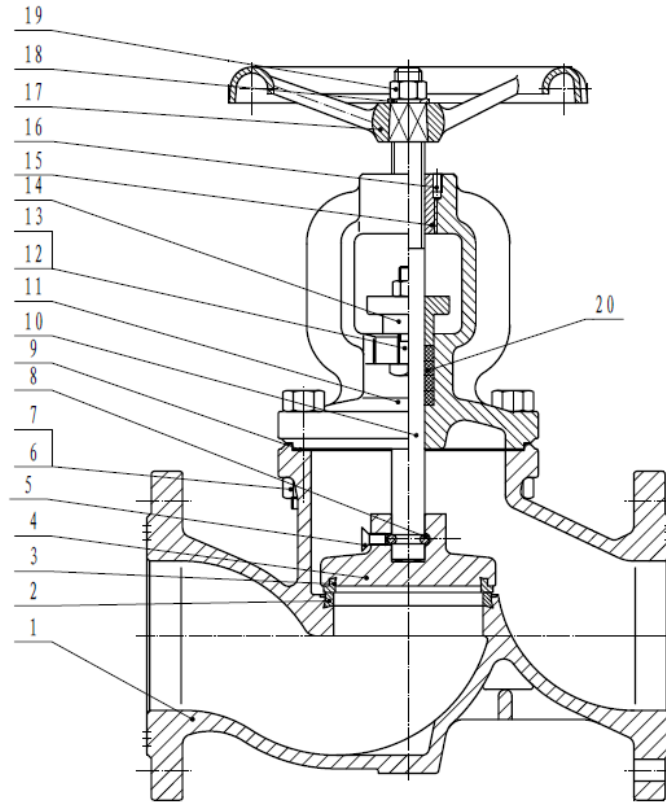
CAST IRON GLOBE VALVE FLANGED PN16 DIN 3202-1 F1

PRESSURE / TEMPERATURE GRAPH (STEAM EXCLUDED) :



CAST IRON GLOBE VALVE FLANGED PN16 DIN 3202-1 F1

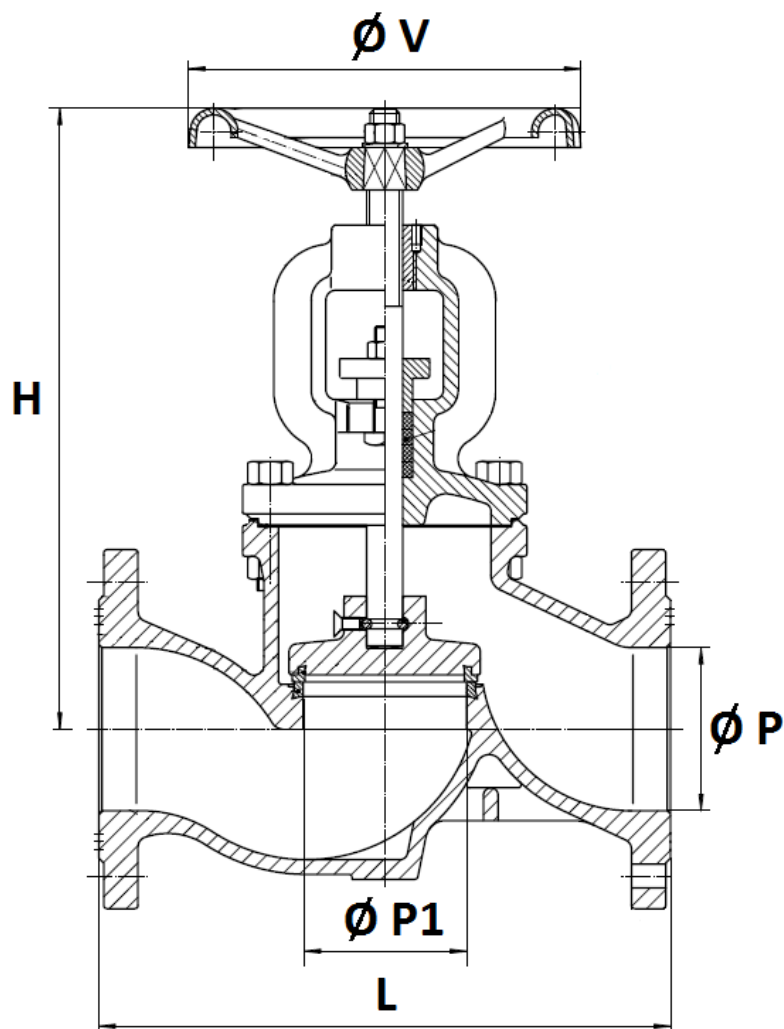
MATERIALS :



Item	Designation	Materials
1	Body	Cast iron EN GJL-250
2	Body seat	AISI 420
3	Disc seat ring	AISI 420
4	Disc	Cast iron EN GJL-250
5	Screw	RSt37-2 (1.0038)
6	Nut	RSt37-2 (1.0038)
7	Bolt	RSt37-2 (1.0038)
8	Ball	100Cr6
9	Bonnet gasket	Graphite
10	Stem	AISI 420
11	Bonnet	Cast iron EN GJL-250
12	Bolt	RSt37-2 (1.0038)
13	Nut	RSt37-2 (1.0038)
14	Gland follower	Ductile iron EN GJS-500-7
15	Stem nut	Brass
16	Screw	RSt37-2 (1.0038)
17	Handwheel	Cast iron EN GJL-250
18	Washer	RSt37-2 (1.0038)
19	Handwheel nut	RSt37-2 (1.0038)
20	Packing	Graphite

CAST IRON GLOBE VALVE FLANGED PN16 DIN 3202-1 F1

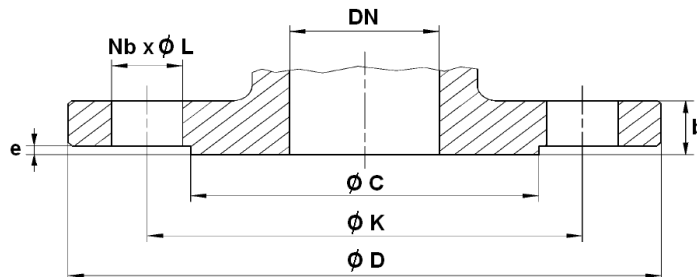
SIZE (in mm) :



DN	15	20	25	32	40	50	65	80	100	125	150	200	250
L	130	150	160	180	200	230	290	310	350	400	480	600	730
Ø P	15	20	25	32	40	50	65	80	100	125	150	200	250
Ø P1	15	20	25	32	40	50	65	78	97	125	150	200	250
H (closed)	161.5	169	187	223	233.5	261.5	293	341	381	419	485	569	634
H (opened)	183	191	216	255	277	304	335	380	426	480	555	660	751
Ø V	100	100	120	120	140	140	200	200	240	280	315	360	400
Weight (Kg)	3.3	4	5.5	8.5	10.75	14.57	19.3	26.7	35.4	63	83.8	140.3	213
Ref.	470015	470020	470025	470032	470040	470050	470065	470080	470100	470125	470150	470200	470250

CAST IRON GLOBE VALVE FLANGED PN16 DIN 3202-1 F1

FLANGES SIZE (in mm) :



DN	15	20	25	32	40	50	65	80	100	125	150	200	250
Ø C	46	56	65	76	84	99	118	132	156	184	211	266	319
Ø D	95	105	115	140	150	165	185	200	220	250	285	340	405
Ø K	65	75	85	100	110	125	145	160	180	210	240	295	355
Nb x Ø L	4 x 14	4 x 14	4 x 14	4 x 19	4 x 19	4 x 19	4 x 19	8 x 19	8 x 19	8 x 19	8 x 23	12 x 23	12 x 28
b	14	16	16	18	18	20	20	22	24	26	26	30	32
e	2	2	3	3	3	3	3	3	3	3	3	3	3

STANDARDS :

- Manufacturer certified ISO 9001 :2015
- DIRECTIVE 2014/68/EU : Products excluded (article 4, § 3)
- Certificate 3.1 on request
- Pressure test according to EN 12266-1, rate B
- Length according to EN 558 series 1 (DIN 3202 F1)
- PN16 Flanges R.F. according to EN 1092-2

ADVICE : Our opinion and our advice are not guaranteed and SFERACO shall not be liable for the consequences of damages. The customer must check the right choice of the products with the real service conditions.